


SHIELDS HOSE

Engine/Coolant



WATER/HEATER HOSE

SHIELDS #1300 WATERHOSE


| I.D. | O.D. | Working Pressure | Wt. "C" | 500' Reels Code # | Bulk Pack 50' R/O Ctn. Code # | Dist. Pkg. 25' R/O Ctn. Code # |
|------|-------|------------------|---------|-------------------|-------------------------------|--------------------------------|
| 1/2" | .736 | 62 PSI | 17 | 16-130-0120 | 16-130-0126 | — |
| 5/8" | .878 | 62 PSI | 21 | 16-130-0580 | 16-130-0586 | 16-130-0585 |
| 3/4" | 1.003 | 50 PSI | 26 | 16-130-0340 | 16-130-0346 | 16-130-0345 |

SHIELDS #1350 HEAVY DUTY WATERHOSE

| I.D. | O.D. | Working Pressure | Wt. "C" | Bulk Pack Code # | Dist. Pkg. 50' R/O Ctn. Code # |
|------|-------|------------------|---------|-------------------------|--------------------------------|
| 1/4" | .500 | 200 PSI | 9 | 16-135-0140 (500' reel) | 16-135-0146 |
| 3/8" | .669 | 200 PSI | 15 | 16-135-0380 (500' reel) | 16-135-0386 |
| 1/2" | .811 | 200 PSI | 19 | 16-135-0120 (500' reel) | 16-135-0126 |
| 5/8" | .968 | 200 PSI | 26 | 16-135-0580 (500' reel) | 16-135-0586 |
| 3/4" | 1.118 | 200 PSI | 33 | 16-135-0340 (500' reel) | 16-135-0346 |
| 1" | 1.441 | 150 PSI | 52 | 16-135-1000 (450' reel) | 16-135-1006 |

- Engine Heater Hose, Heat Exchanger, A/C Circulation
- Drain Lines – Sink, Icebox, Shower, Livewell
- Toilet Intake – Heavy Duty Only

EPDM tube and cover, fabric reinforced. Resistant to: mild chemicals, heat, cold, ozone, saltwater. Temperature range: -40° to +190° F




SHIELDS #1600 WATER/HEATER HOSE

| I.D. | O.D. | Working Pressure | Wt. "C" | Bulk Pack Code # | Dist. Pkg. 50' R/O Ctn. Code # |
|--------|-------|------------------|---------|-------------------------|--------------------------------|
| 1/4" | .527 | 250 PSI | 10 | 16-160-0140 (500' reel) | 16-160-0146 |
| 3/8" | .700 | 250 PSI | 17 | 16-160-0380 (500' reel) | 16-160-0386 |
| 1/2" | .838 | 250 PSI | 22 | 16-160-0120 (500' reel) | 16-160-0126 |
| 5/8" | 1.000 | 250 PSI | 28 | 16-160-0580 (700' reel) | 16-160-0586 |
| 3/4" | 1.133 | 250 PSI | 34 | 16-160-0340 (500' reel) | 16-160-0346 |
| 1" | 1.448 | 200 PSI | 52 | 16-160-1000 (450' reel) | 16-160-1006 |
| 1 1/4" | 1.750 | 200 PSI | 62 | 16-160-1140 (300' reel) | 16-160-1146 |
| 1 1/2" | 2.200 | 200 PSI | 73 | 16-160-1120 (300' reel) | 16-160-1126 |

- For Critical Water Connections
- Heat Exchanger, Toilet Intake, Small Engine Intake, Bilge Pump Intake/ Discharge
- Below Water Line Drains And Scuppers

EPDM tube and cover, fabric reinforced, good bend radius. Resistant to: mild chemicals, heat, cold, ozone, salt water. Temperature range: -40° to +190° F



SILICONE HEATER HOSE

| I.D. | O.D. | Working Pressure | Wt. "C" | Bulk Pack 250' Reels Code No. | 25' R/O Ctn. Code No. | 50' R/O Ctn. Code No. |
|------|-------|------------------|---------|-------------------------------|-----------------------|-----------------------|
| 1/4" | 0.46 | 125 | 6.5 | 16-131-0140 | 16-131-0145 | 16-131-0146 |
| 3/8" | 0.635 | 113 | 12.3 | 16-131-0380 | 16-131-0385 | 16-131-0386 |
| 1/2" | 0.76 | 100 | 15.5 | 16-131-0120 | 16-131-0125 | 16-131-0126 |
| 5/8" | 0.925 | 88 | 22 | 16-131-0580 | 16-131-0585 | 16-131-0586 |
| 3/4" | 1.07 | 75 | 27.6 | 16-131-0340 | 16-131-0345 | 16-131-0346 |
| 1" | 1.38 | 63 | 42.8 | 16-131-1000 | 16-131-1005 | 16-131-1006 |

- Engine Coolant Hose, Heat Exchanger – Where High Heat Resistance Required

Silicone tube & cover – fabric reinforced. Resistant to: oil splash, ozone, heat, cold, saltwater. Smooth glossy blue cover. Temperature range: -40° to +350° F