









JOHNSON/EVINRUDE (OMC) Internal Engine System

 <p>18-4329 AP# 1731 CRANKSHAFT SEAL KIT For: 20-35 HP</p> <table border="1"> <thead> <tr> <th>HP</th> <th>Years</th> <th>HP</th> <th>Years</th> </tr> </thead> <tbody> <tr> <td>20 HP</td> <td>1981-89</td> <td>25 HP</td> <td>1977-89</td> </tr> <tr> <td>28 HP</td> <td>1986-88</td> <td>30 HP</td> <td>1984-89</td> </tr> <tr> <td>35 HP</td> <td>1976-89</td> <td></td> <td></td> </tr> </tbody> </table>		HP	Years	HP	Years	20 HP	1981-89	25 HP	1977-89	28 HP	1986-88	30 HP	1984-89	35 HP	1976-89			 <p>18-4330 AP# 1732 CRANKSHAFT SEAL KIT For: 40-75 HP</p>		 <p>18-4331 AP# 1733 CRANKSHAFT SEAL KIT For: Crossflow V-4 - V-6</p>	
HP	Years	HP	Years																		
20 HP	1981-89	25 HP	1977-89																		
28 HP	1986-88	30 HP	1984-89																		
35 HP	1976-89																				

 <p>18-4332 AP# 1773 CRANKSHAFT SEAL KIT For: 9.9 - 15 HP</p>		 <p>18-8355 AP# 1823 CRANKSHAFT SEAL KIT For:</p> <table border="1"> <thead> <tr> <th>Year</th> <th>Model/HP</th> <th>Year</th> <th>Model/HP</th> </tr> </thead> <tbody> <tr> <td>1990</td> <td>20-30AC, TE, E/ 20-35R/25COMM.</td> <td>1993-96</td> <td>20-35R/25/30TE/ 20-30E</td> </tr> <tr> <td>1991-92</td> <td>25/28/32R, TE, RE</td> <td>1994-96</td> <td>20-30AC,E/ 25COMM./28</td> </tr> </tbody> </table>		Year	Model/HP	Year	Model/HP	1990	20-30AC, TE, E/ 20-35R/25COMM.	1993-96	20-35R/25/30TE/ 20-30E	1991-92	25/28/32R, TE, RE	1994-96	20-30AC,E/ 25COMM./28	 <p>18-1286 UPPER CRANKSHAFT SEAL Replaces: 336232 For: 60° & FF190-115HP & 150-175HP</p>	
Year	Model/HP	Year	Model/HP														
1990	20-30AC, TE, E/ 20-35R/25COMM.	1993-96	20-35R/25/30TE/ 20-30E														
1991-92	25/28/32R, TE, RE	1994-96	20-30AC,E/ 25COMM./28														

HP	Year	Upper Crank Bearing	Center Main Bearing	Center Split Sleeve Bearing	Wrist Pin Bearing	Rod Bearing Cage w/Needles	Rod Bearing (Needles Only)
9.9	1974-83	—	18-1359	—	—	18-1359	—
9.9	1984-97	—	—	—	—	18-1359	—
10	1981	—	18-1359	—	—	18-1359	—
10 Comm	1989-91	—	—	—	—	18-1359	—
10 Comm	1994	—	—	—	—	18-1359	—
14	1981	—	18-1359	—	—	18-1359	—
14 Comm	1989-91	—	—	—	—	18-1359	—
15	1974-83	—	18-1359	—	—	18-1359	—
15	1984-97	—	—	—	—	18-1359	—
15 Comm	1994	—	—	—	—	18-1359	—
18	1960-68	—	—	—	—	—	18-4040
18	1970-73	—	—	—	18-1375	—	18-4040
18 Jet	1996-97	—	—	—	18-1374	18-1378	—
20	1981-84	—	—	—	18-1374	18-1378	18-4040
20	1985-97	—	—	—	18-1374	18-1378	—
25	1970-76	—	—	—	18-1375	—	18-4040
25	1977	—	—	—	18-1375	18-1378	18-4040
25	1978-80	—	—	—	18-1375	18-1378	18-4040
25	1981-84	—	—	—	18-1374	18-1378	18-4040
25	① 1985-97	—	—	—	18-1374	18-1378	—
25 Comm	1982-84	—	—	—	18-1374	18-1378	18-4040
25 Comm	1985-97	—	—	—	18-1374	18-1378	—
28	1962-64	—	—	—	—	—	18-4040
28	1987-97	—	—	—	18-1374	18-1378	—
30	1984	—	—	—	18-1374	18-1378	18-4040
30	1985-97	—	—	—	18-1374	18-1378	—
33	1965-69	—	—	—	—	—	18-4040
33	1970	—	—	—	18-1375	18-1378	18-4040
35	1976-80	—	—	—	18-1375	18-1378	18-4040
35	1981-84	—	—	—	18-1374	18-1378	18-4040
35	1985-97	—	—	—	18-1374	18-1378	—
40	1961-70	—	—	—	—	—	18-4040
40	1971-73	—	—	—	18-1375	18-1378	18-4040
40	1974-76	—	18-1352	18-1362	18-1375	18-1378	18-4040

① Except "D" Models

OUTBOARD